



# Overview of Top ESG ETF Funds

## Key Takeaways for Companies

There are a growing number of ESG focused exchange-traded funds (ETFs). Companies interested in attracting ESG focused investors can benefit from understanding the funds' composition and characteristics. In this post, we highlight the **Top 5 ESG ETFs (by AUM)** globally, which, when combined, manage more than **\$36 billion**. Key takeaways are as follows:

- The top ESG ETFs are predominantly weighted towards *large cap companies*
- 4 of the top 5 ETFs are benchmarked to an MSCI index
- Technology, Healthcare and Finance sectors are among the top three sectors in terms of sector weightings

### 1) iShares ESG Aware MSCI USA ETF (ESGU)

Issuer: BlackRock

AUM: \$14 billion

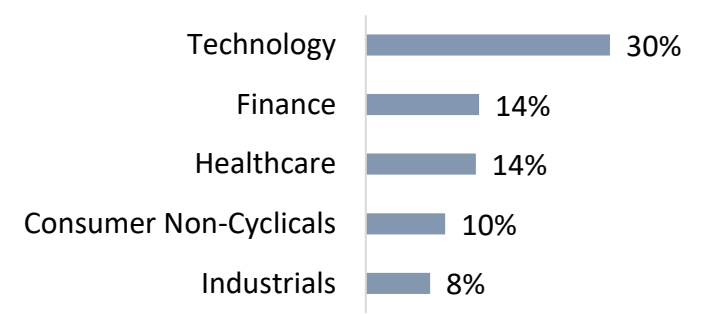
Benchmark: *MSCI USA IMI*

Weighting: 95.7% Large Cap

#### Top three holdings by %:

- Apple
- Microsoft
- Alphabet Inc. Class A

#### Top five sectors by weights:



### 2) iShares ESG Aware MSCI EAFE ETF (ESGD)

Issuer: BlackRock

AUM: \$7.1 billion

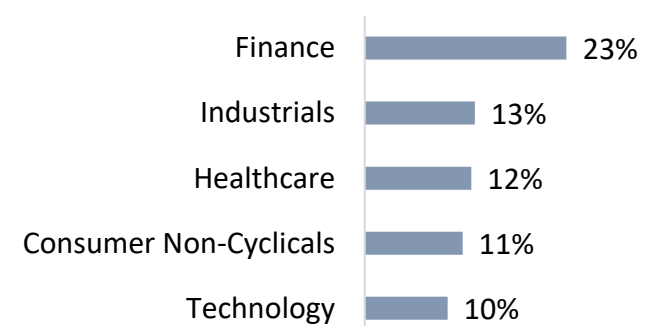
Benchmark: *MSCI EAFE IMI*

Weighting: 83% Large Cap  
17% Mid Cap

#### Top three holdings by %:

- Nestle S.A.
- ASML Holding NV
- Novo Nordisk A/S Class B

#### Top five sectors by weights:





# Overview of Top ESG ETF Funds

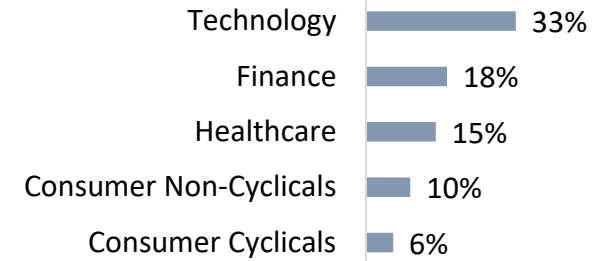
## Key Takeaways for Companies (Contd.)

### 3) Vanguard ESG U.S. Stock ETF (ESGV)

**Issuer:** Vanguard  
**AUM:** \$6 billion  
**Benchmark:** *MSCI USA IMI*  
**Weighting:** 86.97% Large Cap  
10.84% Mid Cap

**No Top three holdings listed:**  
Index uses **UN Global Compact** principles to exclude companies. ESGV is the first true ETF to offer shareholders the opportunity to participate in proxy voting from Feb 1, 2023.

#### Top five sectors by weights:



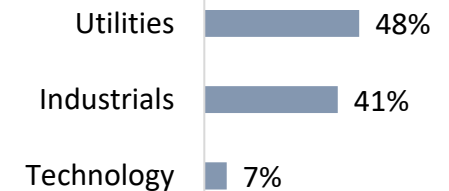
### 4) iShares Global Clean Energy ETF (ICLN)

**Issuer:** BlackRock  
**AUM:** \$4.7 billion  
**Benchmark:** *S&P Global Clean Energy Index*  
**Weighting:** 56.38% Large Cap  
32.17% Mid Cap  
10.25% Small Cap

**Top three holdings by %:**

- First Solar, Inc.
- Enphase Energy, Inc.
- Iberdrola SA

#### Top three sectors by weights:



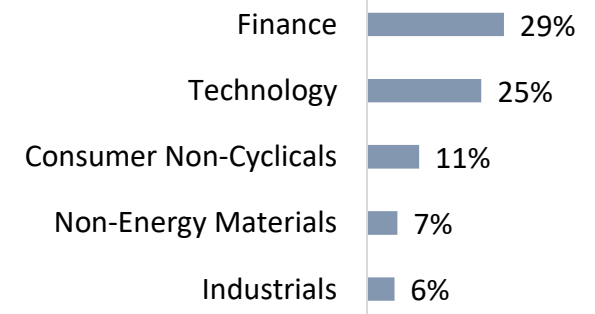
### 5) iShares ESG Aware MSCI EM ETF (ESGE)

**Issuer:** BlackRock  
**AUM:** \$4.3 billion  
**Benchmark:** *MSCI EM (Emerging Markets) IMI*  
**Weighting:** 67.54% Large Cap  
30.15% Mid Cap  
1.66% Small Cap

**Top three holdings by %:**

- Taiwan Semiconductor Manufacturing Co., Ltd.
- Tencent Holdings Ltd.
- Samsung Electronics Co., Ltd.

#### Top five sectors by weights:





## Understand How ESG Weighs into Investor Considerations to Make Your Next Engagement More Successful.

[ESG Roadshows](#)

[Data-Driven ESG Strategy](#)

### What ZMH Can Do for You

*Our proprietary **ESG Engagement Dashboard™** allows you to leverage technology and data to optimize your shareholder interactions.*

**ZMH Advisors LLC.** is a technology-based shareholder and ESG advisory firm. We combine two decades of corporate governance and investor engagement experience with next-gen data analytics to deliver customized solutions for clients ranging from pre-IPO to S&P 500 companies. Our data-driven approach is powered by a proprietary **ESG Engagement Dashboard™**, which provides unique insights on investors with \$50T AUM.

Know what could be asked during an engagement

Stay up to date on investor's ESG priorities

Access to 1000+ case studies & detailed analysis

Understand how investors will vote on your ballot

Gain access to 7M NPX voting records & governance policies

Contact information & key players at each firm

SCHEDULE A DEMO WITH US

[info@zmhadvisors.com](mailto:info@zmhadvisors.com) | <https://zmhadvisors.com>